

BLUE VISTA ASSOCIATION

April, 2010

Screen/Storm Doors

For all houses - single family, duplexes, fourplexes, row homes and wee cottages - there are two approved basic styles. One is a door with a full-size interchangeable screen or glass panel and the other has a narrow mid-strip and a moveable/retractable glass/mesh panel. The attached list and illustrations show the two equivalent styles from Home Depot's Andersen range and Lowe's Larson range. Approved colors are white, to match window frames, or Sandtone/Sandstone (Andersen/Larson equivalent color names), for a close match to the door trim. Attached is a list of approved styles

Also approved for duplex homes and wee cottages *only* is a choice of two versions of a screen door that has a four-square grid on the lower half. One is white vinyl and the other wood which can be painted to match the trim color.

Residents living in row homes where all three or four front doors face the same direction should agree on a matching style for all doors in a row to maintain architectural continuity of the building as a whole.

Residents wishing to install one of the approved screen/storm doors will still need to send a review request to the Property Manager at Hast, but such requests will be fast-tracked to members of the Architectural Review Committee for approval and back to the Property Manager without going before the Board.

Review requests for any styles not on this approved list will also be made to the Property Manager and following preliminary review by the Committee will be submitted for consideration and determination by the Board.

APPROVED SCREEN/STORM DOOR MODELS

April, 2010

Fullview

Andersen - Home Depot

2000 Series

3000 Series

4000 Series

Larson - Lowes

Williamsburg

Signature Series

Secure Elegance

Retractable (Self-Storing)

Andersen - Home Depot

2000 Series

3000 Series

Larson - Lowes

Tradewinds

Tradewinds

Screen only (with four-square grid on lower half)

Home Depot

Screen Tight

Lowes


Screen Tight

Fullview Doors

April, 2010

Can be installed on all homes

**Single Family, Duplexes, Fourplexes, Rowhomes,
Wee Cottages**



Andersen® doors have **aluminum corner reinforcement brackets** to help prevent sagging



With the convenient **push-button closer**, the door stays open with a quick tap of your toe. To release the door, just give it a gentle push. Great when your hands are full.



Special Order™

All doors available special order from The Home Depot®. Special order same price as stock.



GET IT INSTALLED

Expert installation is available from The Home Depot® for all Andersen® and EMCO® storm and screen doors.

Fullview

allseasonsdoors.com

Andersen AW
WINDOWS + DOORS

2000 SERIES

Andersen quality and uncommon value in a fullview door.

Classic handle
in your choice of finishes with matching sweep inside and out.

Brass
Nickel

LIMITED LIFETIME
Lifetime Limited Warranty

Choose from two styles:

Double etched glass

ETCHED GLASS

Full-length etched safety glass and insect screen

Venting Style

- Interchangeable glass and insect screen panels

Lock

- Keyed deadbolt anchors into frame
- Rekeyable to match entry door

Hardware

- Classic style
- Brass or Nickel finish
- FlipAway™ handle

Closer

- Push-button closer
- Matches door color

Weatherstripping

- One layer on top, bottom and sides

Sizes

30 32 33 34 36

CLEAR GLASS

Full-length clear safety glass and insect screen

Venting Style

- Interchangeable glass and insect screen panels

Lock

- Keyed deadbolt anchors into frame
- Rekeyable to match entry door

Hardware

- Classic style
- Brass or Nickel finish
- FlipAway™ handle

Closer

- Push-button closer
- Matches door color

Weatherstripping

- One layer on top, bottom and sides

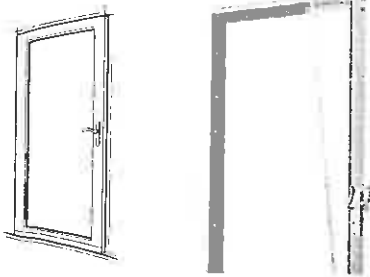
Sizes

30 32 33 34 36

WHI
ALMC
SAND
BRON
FOREST

Custom Sizes Available

Fullview doors provide the most ventilation when screen is in place. The panel not in use must be stored.



The quick release mechanism on the Andersen® 4000 Series doors provides a fast, easy way to switch between the glass and insect screen. Just unlock the switching mechanism on the door's interior, flip the handle up to release the glass or insect screen, then carefully remove the panel and make the switch (excludes the 4000 Series Laminated door)



FlipAway™ handles swing out of the way to make it easy to switch from glass panel to insect screen and make cleaning a breeze. Available exclusively on Andersen® doors.

TarnishGuard™ on Contemporary and Traditional handle sets helps prevent pitting and discoloration. Comes with brass and nickel finishes. Oil rubbed bronze is a "living finish" that will change with time and use.

Available at:



Fullview

Andersen AW
WINDOWS • DOORS

4000 SERIES

Featuring our best performance and specialty options.

Contemporary handle
in your choice of finishes. Brass and nickel come with matching sweep inside and out. Oil Rubbed Bronze comes with sweep color matched to door.

Oil Rubbed Bronze
Brass
Nickel

LIMITED LIFETIME WARRANTY

Choose from three designs:

LAMINATED SAFETY GLASS

Permanently mounted full-length laminated safety glass panel and three-point deadbolt

Venting Style

- This door does not vent

Lock

- Top, bottom and center
- Keyed deadbolt anchors into frame
- Rekeyable to match entry door
- Three-point lock

Hardware

- Contemporary style
- Brass or Nickel finish
- TarnishGuard*

Closer

- Dual closers
- Push-button closer
- Matches door color

Weatherstripping

- Two layers on top, bottom and sides

Sizes

30 32 33 34 36

| | | | | |
|---|---|---|---|---|
| ○ | ○ | ○ | ○ | ○ |
| ○ | ○ | ○ | ○ | ○ |
| ○ | ○ | ○ | ○ | ○ |
| ○ | ○ | ○ | ○ | ○ |
| ○ | ○ | ○ | ○ | ○ |
| ○ | ○ | ○ | ○ | ○ |
| ○ | ○ | ○ | ○ | ○ |
| ○ | ○ | ○ | ○ | ○ |
| ○ | ○ | ○ | ○ | ○ |
| ○ | ○ | ○ | ○ | ○ |

INSULATING GLASS

Full-length dual-pane insulating safety glass and insect screen

Venting Style

- Interchangeable glass and insect screen panels
- Quick release mechanism

Lock

- Keyed deadbolt anchors into frame
- Rekeyable to match entry door

Hardware

- Contemporary style
- Brass, Oil Rubbed Bronze or Nickel finish
- TarnishGuard*
- FlipAway handle

Closer

- Dual closers
- Push-button closer
- Matches door color

Weatherstripping

- Two layers on top, bottom and sides

Sizes

30 32 33 34 36

| | | | | |
|---|---|---|---|---|
| ○ | ○ | ○ | ○ | ○ |
| ○ | ○ | ○ | ○ | ○ |
| ○ | ○ | ○ | ○ | ○ |
| ○ | ○ | ○ | ○ | ○ |
| ○ | ○ | ○ | ○ | ○ |
| ○ | ○ | ○ | ○ | ○ |
| ○ | ○ | ○ | ○ | ○ |
| ○ | ○ | ○ | ○ | ○ |
| ○ | ○ | ○ | ○ | ○ |
| ○ | ○ | ○ | ○ | ○ |

CLEAR GLASS

Full-length clear safety glass and insect screen

Venting Style

- Interchangeable glass and insect screen panels
- Quick release mechanism

Lock

- Keyed deadbolt anchors into frame
- Rekeyable to match entry door

Hardware

- Contemporary style
- Brass, Oil Rubbed Bronze or Nickel finish
- TarnishGuard*
- FlipAway handle

Closer

- Dual closers
- Push-button closer
- Matches door color

Weatherstripping

- Two layers on top, bottom and sides

Sizes

30 32 33 34 36

| | | | | |
|---|---|---|---|---|
| ○ | ○ | ○ | ○ | ○ |
| ○ | ○ | ○ | ○ | ○ |
| ○ | ○ | ○ | ○ | ○ |
| ○ | ○ | ○ | ○ | ○ |
| ○ | ○ | ○ | ○ | ○ |
| ○ | ○ | ○ | ○ | ○ |
| ○ | ○ | ○ | ○ | ○ |
| ○ | ○ | ○ | ○ | ○ |
| ○ | ○ | ○ | ○ | ○ |
| ○ | ○ | ○ | ○ | ○ |

Andersen AW
WINDOWS • DOORS

3000 SERIES

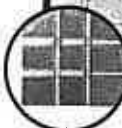
Our most popular door.

Traditional handle
in your choice of finishes. Brass and nickel come with matching sweep inside and out. Oil Rubbed Bronze comes with sweep color matched to door.

Oil Rubbed Bronze
Brass
Nickel

LIMITED LIFETIME WARRANTY

Choose from two styles:



Double etched glass with frosted insert

ETCHED GLASS

Full-length etched safety glass and insect screen

Venting Style

- Interchangeable glass and insect screen panels

Lock

- Keyed deadbolt anchors into frame
- Rekeyable to match entry door

Hardware

- Traditional style
- Brass, Oil Rubbed Bronze or Nickel finish
- TarnishGuard*
- FlipAway handle

Closer

- Dual closers
- Push-button closer
- Matches door color

Weatherstripping

- Two layers on top, bottom and sides

Sizes

30 32 33 34 36

| | | | | |
|---|---|---|---|---|
| ○ | ○ | ○ | ○ | ○ |
| ○ | ○ | ○ | ○ | ○ |
| ○ | ○ | ○ | ○ | ○ |
| ○ | ○ | ○ | ○ | ○ |
| ○ | ○ | ○ | ○ | ○ |
| ○ | ○ | ○ | ○ | ○ |
| ○ | ○ | ○ | ○ | ○ |
| ○ | ○ | ○ | ○ | ○ |
| ○ | ○ | ○ | ○ | ○ |
| ○ | ○ | ○ | ○ | ○ |

CLEAR GLASS

Full-length clear safety glass and insect screen

Venting Style

- Interchangeable glass and insect screen panels

Lock

- Keyed deadbolt anchors into frame
- Rekeyable to match entry door

Hardware

- Traditional style
- Brass, Oil Rubbed Bronze or Nickel finish
- TarnishGuard*
- FlipAway handle

Closer

- Dual closers
- Push-button closer
- Matches door color

Weatherstripping

- Two layers on top, bottom and sides

Sizes

30 32 33 34 36

| | | | | |
|---|---|---|---|---|
| ○ | ○ | ○ | ○ | ○ |
| ○ | ○ | ○ | ○ | ○ |
| ○ | ○ | ○ | ○ | ○ |
| ○ | ○ | ○ | ○ | ○ |
| ○ | ○ | ○ | ○ | ○ |
| ○ | ○ | ○ | ○ | ○ |
| ○ | ○ | ○ | ○ | ○ |
| ○ | ○ | ○ | ○ | ○ |
| ○ | ○ | ○ | ○ | ○ |
| ○ | ○ | ○ | ○ | ○ |

WHITE
ALMOND
SANDSTONE
BRONZE
FOREST GREEN
TERRAZONE
BLACK
WINEBERRY

* Brass and nickel finishes only. In-stock colors and sizes vary by store.


Custom Sizes Available

Custom Sizes Available

Signature Series™



Bevel Glass



Clear Glass

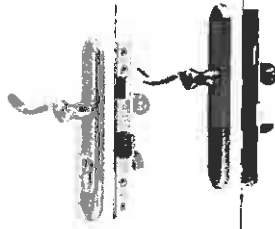
DURABILITY Premium 1 5/8 in. aluminum frame
Two color-matched closers
Color-matched installation screw covers

VENTILATION Interchangeable glass and screen inserts


ENERGY EFFICIENCY WeatherPlus overlapping edge for tightest seal
Two layers of heavy-duty weatherstripping

HANDLE CHOICES Traditional handles for Signature Clear and Bevel Glass

- Matching interior and exterior lever handle in brass or brushed nickel
- Built In keyed deadbolt lock



WILLIAMSBURG



Bevel Glass Clear Glass

DURABILITY 1 1/4 in. heavy-duty aluminum frame
Color-matched closer

VENTILATION Interchangeable glass and screen inserts

ENERGY EFFICIENCY Heavy-duty weatherstripping

HANDLE Built In keyed deadbolt lock
Solid brass interior and exterior lever handle



| | SIZE | CUSTOM | COLOR | WARRANTY |
|--|-----------------|--------|--|----------|
| Signature Series | | | | |
| Clear Glass Brass Brushed Nickel | 32 in. x 81 in. | ✓ | White, Almond, Sandstone, Brown, Black, Hunter Green, Cranberry | |
| Bevel Glass Brass Brushed Nickel | 36 in. x 81 in. | | | |




| | SIZE | CUSTOM | COLOR | WARRANTY |
|--|-----------------|--------|-------------------------------|----------|
| Williamsburg | | | | |
| Clear Glass Brass Brushed Nickel | 32 in. x 81 in. | ✓ | White Almond (36 in. only) | |
| Bevel Glass Brass Brushed Nickel | 36 in. x 81 in. | | | |





FULLVIEW STORM DOORS

From the sophistication of Signature Series to the extreme protection of SecureElegance, our Fullview Storm Doors are one of a kind, exclusively available from Larson.



Makes your entrance up to 45% more energy efficient




REVERSA-HINGE for right or left installations



Bottom expander conforms to uneven sills. Finishes vary by model

SECURE ELEGANCE



Security


DURABILITY Premium 1 5/8 in. aluminum frame
Two color-matched closers
Installation screw covers

ENERGY EFFICIENCY KeepSafe® Glass blocks 99% of UV rays
Twice as thick for added insulation
Reduces outside noise
WeatherPlus overlapping edge
Two layers of weatherstripping



SECURITY Multi-point lock secures in 3 places
KeepSafe® glass with protective security shield inner layer

HANDLE CHOICES Matching interior and exterior lever handle in brass or brushed nickel



| | SIZE | COLOR | WARRANTY |
|----------------|-----------------|--|--|
| SecureElegance | | | \$1000 Break-In Protection Warranty |
| Brass | 32 in. x 81 in. | White, Almond, Sandstone, Black, Hunter Green, Cranberry | |
| Brushed Nickel | 36 in. x 81 in. | | |



White Almond Sandstone Black Hunter Green Cranberry

* KeepSafe Glass is a registered trademark of Solutia, Inc.



DURABILITY Premium 1 5/8 in. aluminum frame
Two color-matched closers
Color-matched installation screw covers

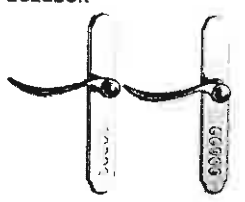
VENTILATION Interchangeable glass and screen inserts

ENERGY EFFICIENCY WeatherPlus overlapping edge for tightest seal
Two layers of heavy-duty weatherstripping

HANDLE CHOICES



- Keyless Entry System
- 10 programmable entry codes
 - Uses four AAA Lithium batteries (sold separately)
 - Audible tones for lock, unlock and low battery
 - Built-in deadbolt



| | SIZE | CUSTOM | COLOR | WARRANTY |
|----------------|-----------------|--------|-------|----------|
| eTouch | | | | |
| Brass | 32 in. x 81 in. | ✓ | White | |
| Brushed Nickel | 36 in. x 81 in. | | | |

White

Retractable Doors

(Self-Storing)

April, 2010

Can be installed on all homes

**Single Family, Duplexes, Fourplexes, Rowhomes,
Wee Cottages**

Doors shown below feature the venting styles illustrated to the right.



The Andersen® TruEase® Door with TruScene® insect screen features a permanently fixed insect screen with easy one-hand operation and cleaning with tilt-n glass panels.



All Andersen® 3000 Series Self-storing doors give you unlimited panel positions with **one-hand operation**.

Available at:



Self-Storing

Andersen AW
WINDOWS • DOORS
3000 SERIES
High performance and specialty features on our easiest venting doors.

Traditional handle
in your choice of finishes. Brass and nickel come with matching sweep inside and out. Oil Rubbed Bronze comes with sweep color matched to door.

Brass
Nickel

LIMITED LIFETIME
Lifetime Limited Warranty

Andersen AW
WINDOWS • DOORS
2000 SERIES
Andersen quality and uncommon value in a retractable door.


Classic handle
in your choice of finishes with matching sweep inside and out.

Brass
Nickel

LIMITED LIFETIME
Lifetime Limited Warranty

Choose from two styles:

TRUEEASE® DOOR WITH TRUSCENE® INSECT SCREEN



Venting Style

- Vents top, bottom or both with one-hand operation
- Unlimited positioning
- 50% better clarity

Lock

- Keyed deadbolt anchors into frame
- Rekeyable to match entry door

Hardware

- Traditional style
- Brass, Oil Rubbed Bronze or Nickel finish
- TarnishGuard*
- FlipAway handle

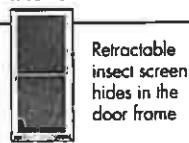
Closer

- Dual closers
- Push-button closer
- Matches door color

Weatherstripping

- Two layers on top, bottom and sides

SELF-STORING WITH SLIDEAWAY® INSECT SCREEN



Venting Style

- Vents from top with one-hand operation
- Unlimited positioning

Lock

- Keyed deadbolt anchors into frame
- Rekeyable to match entry door

Hardware

- Traditional style
- Brass, Oil Rubbed Bronze or Nickel finish
- TarnishGuard*
- FlipAway® handle



Closer

- Push-button closer
- Matches door color

Weatherstripping

- Two layers on top, bottom and sides

NOW ALSO AVAILABLE IN YOUR CHOICE OF DECORATIVE GLASS**



SELF-STORING WITH SLIDEAWAY® INSECT SCREEN



Venting Style

- Vents from top
- 8 venting positions

Lock

- Keyed deadbolt anchors into frame
- Rekeyable to match entry door

Hardware

- Classic style
- Brass or Nickel finish
- FlipAway handle

Closer

- Push-button closer
- Matches door color

Weatherstripping

- One layer on top, bottom and sides

Sizes

| 30 | 32 | 33 | 34 | 36 |
|----|----|----|----|----|
| ○ | ○ | ○ | ○ | ○ |
| ○ | ○ | ○ | ○ | ○ |
| ○ | ○ | ○ | ○ | ○ |
| ○ | ○ | ○ | ○ | ○ |
| ○ | ○ | ○ | ○ | ○ |
| ○ | ○ | ○ | ○ | ○ |

Sizes

| 30 | 32 | 33 | 34 | 36 |
|----|----|----|----|----|
| ○ | ○ | ○ | ○ | ○ |
| ○ | ○ | ○ | ○ | ○ |
| ○ | ○ | ○ | ○ | ○ |
| ○ | ○ | ○ | ○ | ○ |
| ○ | ○ | ○ | ○ | ○ |
| ○ | ○ | ○ | ○ | ○ |

Sizes

| 36 |
|----|
| ○ |
| ○ |
| ○ |
| ○ |
| ○ |
| ○ |

Sizes

| 30 | 32 | 33 | 34 | 36 |
|----|----|----|----|----|
| ○ | ○ | ○ | ○ | ○ |
| ○ | ○ | ○ | ○ | ○ |
| ○ | ○ | ○ | ○ | ○ |
| ○ | ○ | ○ | ○ | ○ |
| ○ | ○ | ○ | ○ | ○ |
| ○ | ○ | ○ | ○ | ○ |

- WHITE
- ALMOND
- SANDTONE
- BRONZE
- FOREST GREEN
- TERRATONE
- BLACK
- WINEBERRY

* Brass and nickel finishes only
** Door with decorative glass available with nickel hardware only

Custom Sizes Available



RETRACTABLE SCREEN STORM DOORS

The Larson patented retractable screen disappears into a hidden cassette at the top of the door. Plus, ventilation is a breeze with one-hand operation.



eTouch
LOCKING TECHNOLOGY



Makes your entrance up to 45% more energy efficient



Disappearing retractable screen for a clear view



REVERSA-HINGE™ for right or left installations




Bottom expander conforms to uneven sills. Finishes vary by model

SCREEN AWAY®




TRADEWINDS



Keyless Entry System

TRADEWINDS



Decorative Bevel

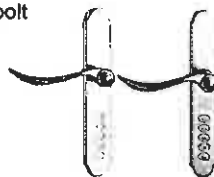
| | |
|--------------------------|--|
| DURABILITY | Premium 1 7/8 in. aluminum frame design — the thickest frame available Two color-matched closers Color-matched installation screw covers |
| VENTILATION | ScreenAway® Retractable Screen EasyVent™ Balanced Window System |
| ENERGY EFFICIENCY | WeatherPlus overlapping edge for tightest seal Two layers of heavy-duty weatherstripping |

HANDLE CHOICES




Keyless Entry System for Tradewinds Fullview Clear Glass

- 10 programmable entry codes
- Uses four AAA Lithium batteries (sold separately)
- Audible tones for lock, unlock and low battery
- Built-in deadbolt



Traditional handles for Tradewinds Series


- Matching interior and exterior lever handle in brass or brushed nickel
- Built In keyed deadbolt lock



| | SIZE | CUSTOM | COLOR | WARRANTY |
|--|------------------------------------|--------|--|----------|
| Tradewinds Fullview | | | | |
| eTouch Brass Brushed Nickel | 32 in. x 81 in. 36 in. x 81 in. | ✓ | White | |
| Bevel Glass Brass Brushed Nickel | 36 in. x 81 in. | | White, Almond, Sandstone, Black, Hunter Green, Cranberry | |




TRADEWINDS



Fullview



| | SIZE | CUSTOM | COLOR | WARRANTY |
|---|------------------------------------|--------|--|---|
| Tradewinds Clear Glass | | | | |
| Fullview Brass Brushed Nickel Aged Bronze Antique Brass | 32 in. x 81 in. 36 in. x 81 in. | ✓ | White, Almond, Sandstone, Brown, Black, Hunter Green, Cranberry |  |



Screen Doors

April, 2010

**Can be installed on Duplexes and Wee Cottages
only**



More saving. More doing.

Store Finder | My Order | My List | My Account
Welcome, Sign In or Register

Shopping Cart
Add \$49.00* for FREE Shipping

3-1-10
How-To Center



Zoom View

Screen Tight 36 In. Pressure Treated Summit Wood Door

Model # WSUM36PT Internet/Catalog # 100650814
Store SKU # 377380

\$175.00/EA-Each Ships
FREE with \$49.00 Order

← TO PAINT TRIM COLOR.

This item cannot be shipped to the following state(s): AK,HI

Be the first to > Write a review.

Write a review for a chance to win a \$250 Gift Card.
Learn More.

Description

Screen doors have been a part of American life for many years. Screen doors are used to add ventilation to a home in the milder temperate seasons while keeping unwanted insects other uninvited guests from entering your home. Screen porches, common in most areas of the country, are a way to enjoy the outdoors while creating a barrier from unwanted pests yet allowing outside access to your extended living space. Screen Tight offers a full line of quality pine wood screen doors with over 20 models to choose from. You may choose a more traditional look or one that matches your homes decor and expresses your unique sense of style.

- Quality wood craftsmanship
- Made from pressure treated pine
- Full 1 1/8 Inch thickness for added durability
- Sturdy mortise & dowel construction
- Trimable with wood cutting tools
- Hardware not included
- Hardware sold separately
- MFG Brand Name : Screen Tight
- MFG Model # : WSUM36PT

• WEE COTTAGES
• DUPLEX HOUSES 3-1-10

Printed on 02/16/2010 at 10:11 PM



Prices, promotions, styles, and availability may vary. Our local stores do not honor online pricing. Prices and availability of products and services are subject to change without notice. Errors will be corrected where discovered, and Lowe's reserves the right to revoke any stated offer and to correct any errors, inaccuracies or omissions including after an order has been submitted.

Need Help?

Lowe's Customer Care
1.800.445.6937

[Home](#) [Search "screen door"](#) Screen Tight 36" Vinyl Screen Door


Screen Tight 36" Vinyl Screen Door

Item # 207441 | Model # LAF36

Be the first to [review this product!](#)

\$119.32

(WHITE)
FOR WHITE TRIM
DOORS



36" Vinyl Screen Door

- Low Maintenance
- Never Needs Painting
- Durable and Long lasting
- Will not Rot or Fade

[Featured Promotions](#)

[Credit Services](#)

[Gift Guide](#)

[Gift Cards](#)

©2010 by Lowe's®. All rights reserved. Lowe's and the gable mansard are registered trademarks of L.F. LLC